

# Who's On Call

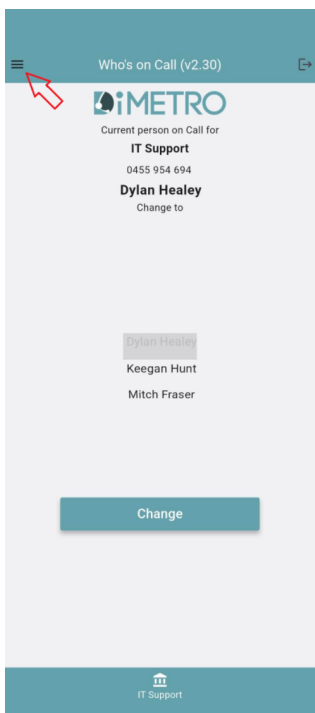
Finding contacts and updating your password in the Who's On Call system.

- [How to: Search for a contact](#)
- [How to: Change your password](#)

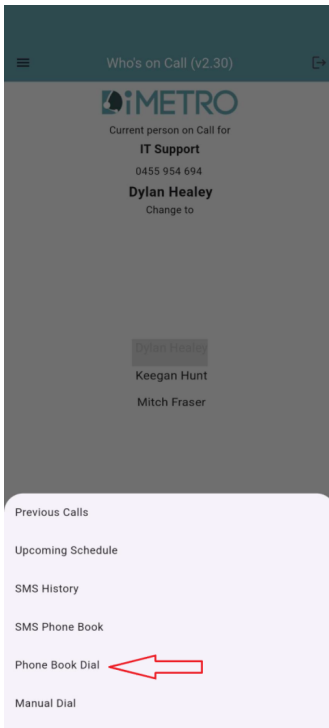
# How to: Search for a contact

Please note that you may need to update you Who's on Call Plus app for the following options to show.

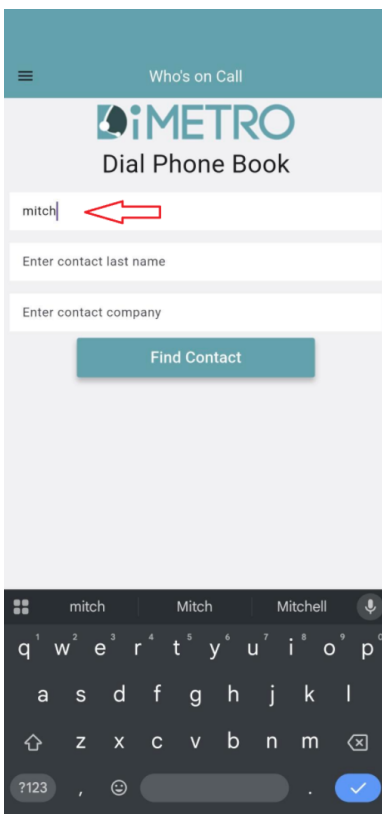
1. On your mobile device open the Who's On Call app.
2. Tap the 'hamburger' menu in the top right



3. Tap on Phone Book Dial



4. You can search by First name, Last Name or Company name. Type in at least one field and tap Find Contact



5. You will then be provided a list of contacts that match your search. Tap the appropriate option.



6. You can then see the contact number(s) for the contact. You will have to not this number down or type it directly into your call function on your device.

Please note that the Dial button does not work and is unable to be omitted from the app.



Who's on Call



Dial Mitch Fraser, Puffing Billy Railway

Mobile



Refresh

# How to: Change your password

1. Go to <https://whosoncall.cloud/>
2. Enter your provided username and password. If unsure, please contact your Team Leader or IT Helpdesk.



**Username**

**Password**

3. Click on the manage users' icon,



**Puffing Billy Railway**

**Manage Landing Points**



<u>Landing Point Name</u>	<u>Landing Point Group Name</u>	<u>Username</u>	<u>Password</u>	<u>Extension</u>
---------------------------	---------------------------------	-----------------	-----------------	------------------

4. Change your password in the password field and click save.

## Puffing Billy Railway

**First Name:**

**Last Name:**

**Title:**

**Phone Number:**

**Email:**

**User Defined**

**Password:**  [Show](#)

**Viewer User:**

**Send push notification for new call:**

**Registered Device:** None

**Last login date:** Undefined



[Save](#) [Return to Landing Points](#) [Logout](#)

5. That's it, all done!