

# Signature 365 - Sync






## Signature 365 - Sync with 365 Tenant & Ultimately AD

To force a sync with 365 tenant & ultimately AD

Log into Signature 365 <https://app.signature365.com/>

Go to settings, then integrations, click on view under Microsoft 365

### Integrations

 <b>Microsoft 365</b> Connect to your Microsoft 365 account to import users & groups and inject signatures server-side into email. <ul style="list-style-type: none"><li>✓ User &amp; group import</li><li>✓ Signature injection</li></ul> <div>View</div>	 <b>Outlook</b> Deploy our Outlook add-in to add signatures client-side or get a preview of signatures that will be injected into emails. <ul style="list-style-type: none"><li>✓ Add client-side signatures</li><li>✓ Preview server-side signatures</li></ul> <div>View</div>
 <b>Outlook (Classic)</b> Deploy our classic Outlook agent to add signatures client-side. <ul style="list-style-type: none"><li>✓ Add client-side signatures</li></ul> <div>View</div>	 <b>Exchange</b> Deploy our on-premise Exchange agent to add signatures server-side. <ul style="list-style-type: none"><li>✓ Add server-side signatures</li></ul> <div>Enable</div>
 <b>Database</b> Deploy our on-premise Database agent to	

then click on import now

Revision #1

Created 5 June 2024 03:57:19 by David Diamond

Updated 5 June 2024 04:01:48 by David Diamond