

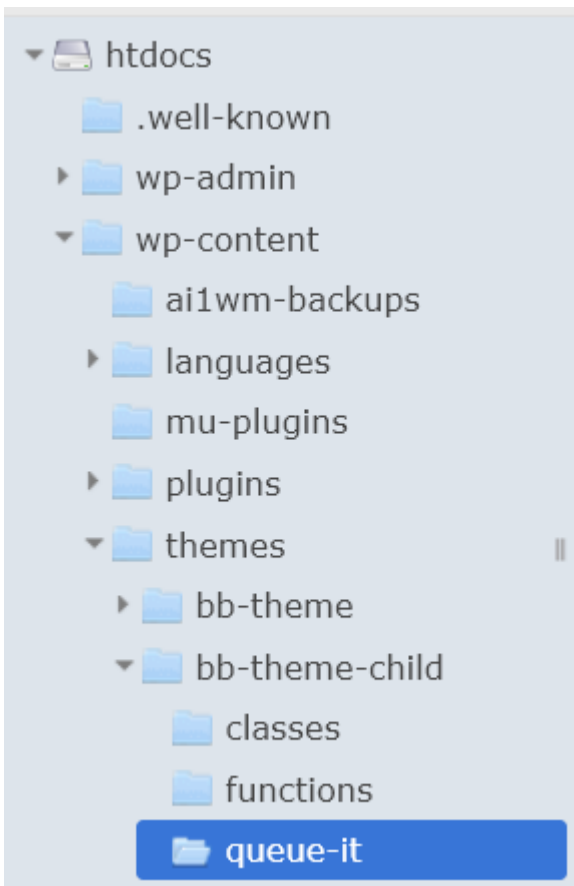
# Wordpress Implementation - Part 1

Queue-it is implemented server side using PHP. The required PHP files can be downloaded via the Queue-it GitHub repository located at <https://github.com/queueit/KnownUser.V3.PHP>








The *WP File Manager* plugin is used to access the WordPress folder structure and upload the required files. It can be located in the left hand menu after logging into WordPress.



The Queue-it files should be placed in the following folder:



The required PHP files are below. The file `integrationconfig.json` is generated via the Queue-it portal and uploaded.

Name	Permissions	Modified	Size	Kind
 integrationconfig.json	read and write	Oct 30, 2023 02:30 PM	778 b	Application
 IntegrationConfigHelpers.php	read and write	Oct 18, 2023 02:31 PM	11 KB	PHP source
 KnownUser.php	read and write	Oct 18, 2023 02:29 PM	22 KB	PHP source
 Models.php	read and write	Oct 18, 2023 02:29 PM	3 KB	PHP source
 QueueITHelpers.php	read and write	Oct 18, 2023 02:29 PM	6 KB	PHP source
 UserInQueueService.php	read and write	Oct 18, 2023 02:31 PM	10 KB	PHP source
 UserInQueueStateCookieRepository.php	read and write	Oct 18, 2023 02:31 PM	8 KB	PHP source

Revision #6  
Created 1 November 2023 00:25:54  
Updated 9 October 2024 03:50:07