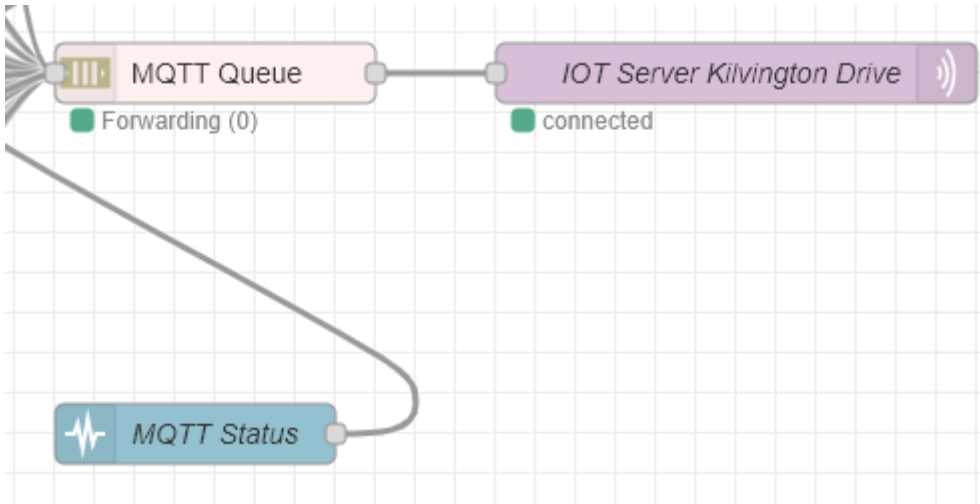


# Node-Red Configuration

Node-red allows MQTT messages to be published to the Kilvington

They are typically configured as per the below.



## IOT Server Node

The IOT Server Node defines the connection back the the Kilvington Thingsboard server.

When the connection is working it will display the connected message underneath



The node is configured as per the below

Edit mqtt out node

Delete

Cancel

Done

⚙ Properties

⚙

📄

🖨

🌐 Server

pbr-iot-1.pbr.org.au

▼

✎

📄 Topic

v1/devices/me/telemetry

🌟 QoS

2

▼

🔄 Retain

▼

🏷 Name

IOT Server Kilvington Drive

Tip: Leave topic, qos or retain blank if you want to set them via msg properties.

The **Topic** field is the default topic for Thingsboard

Edit mqtt out node > Edit mqtt-broker node

Delete

Cancel

Update

⚙ Properties

⚙

📄

🏷 Name

pbr-iot-1.pbr.org.au

Connection

Security

Messages

🌐 Server

pbr-iot-1.pbr.org.au

Port

8883

☒ Enable secure (SSL/TLS) connection

TLS Configuration

pbr-iot-1.pbr.org.au

▼

✎

🏷 Client ID

Leave blank for auto generated

🕒 Keep alive time (s)

60

☒ Use clean session

☒ Use legacy MQTT 3.1 support

Edit mqtt out node > **Edit mqtt-broker node**

Delete Cancel Update

⚙️ **Properties** ⚙️ 📄

🏠 Name pbr-iot-1.pbr.org.au

Connection **Security** Messages

👤 Username qPdVaZW6TItCa7KqiW6P

🔒 Password

The **Username** field corresponds with the **Access Token** attribute in the Thingsboard device configuration

**Device Credentials** ✕

Credentials type  
Access token ▼

Access token \*  
qPdVaZW6TItCa7KqiW6P

Cancel Save

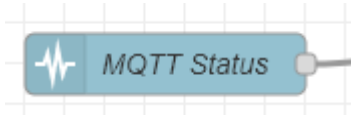
## Troubleshooting

In the event that MQTT messages are not being passed to the Thingsboard service from Node-red, check the following:


- 1) Verify network from connectivity to/from Kilvington Drive to the Unipi location is working.

2) Connect to the the Unipi via SSH and verify that the DNS name specified under the mqtt broker can be resolved.

3) Access Node-red on port 1880 of the Unipi and verify that the **MQTT Queue** node is set to **Forwarding** instead of **Storing**. If storing is being used this would indicate the the **MQTT Status** node is failing a check.



If this is the case, open the node and ensure that the the status of the correct (online) node is being checked.



---

Revision #2

Created 23 November 2022 01:21:13

Updated 9 October 2024 03:50:07