

# Macro Whitelisting / Enabling

**Be aware Macro enabled documents pose a significant security risk to PBR systems**

For details of what's blocked by Group Policy refer: [GPO Macro Blocking](#)

For details of what's blocked by Threatlocker Refer: [Macros Disabled in Threatlocker](#)

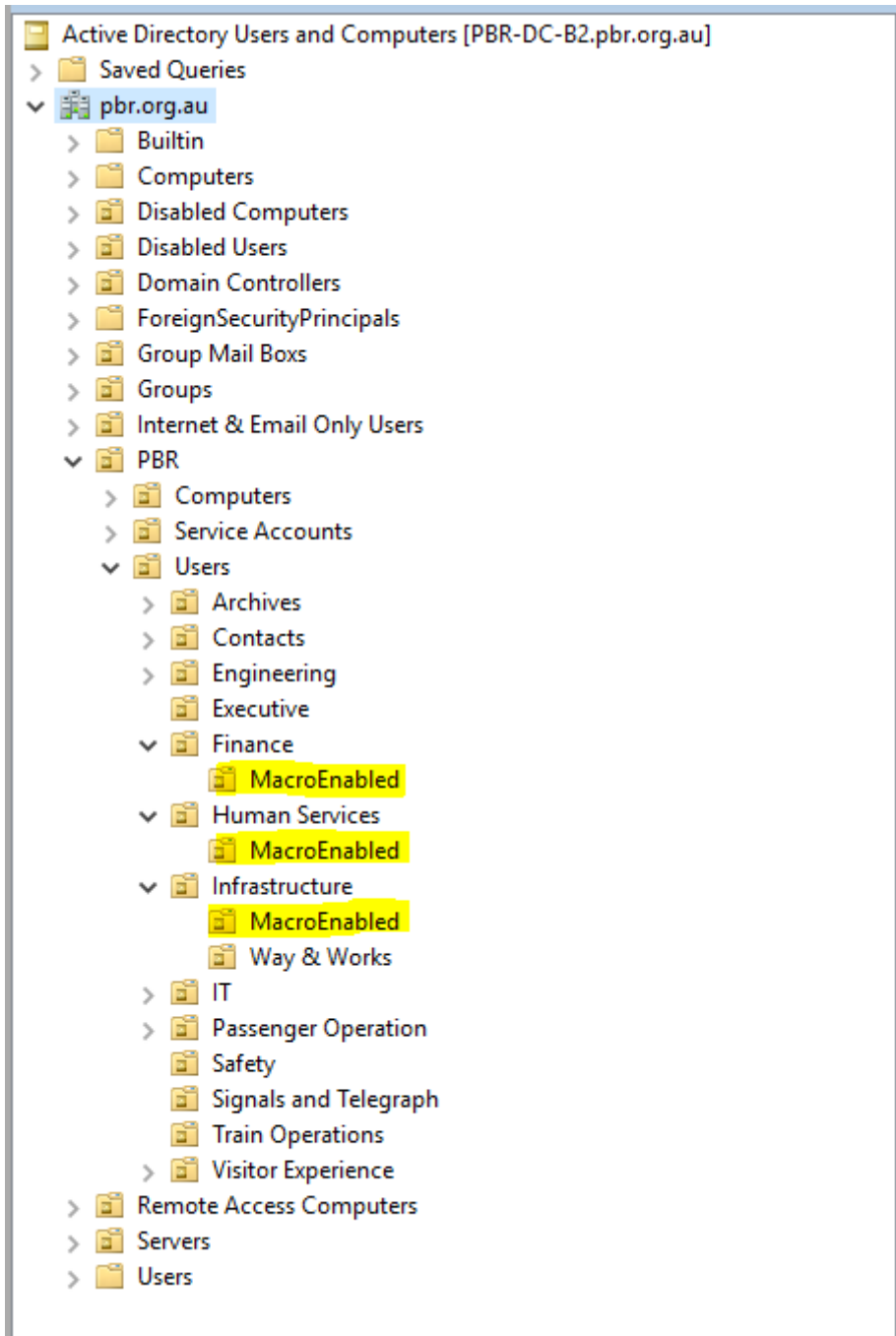
Note: Macro enabled documents can be opened in web browser from SharePoint, but macro functionality is disabled by default. This is not a PBR rule or policy, its just how it works from Microsoft

---

## To enable users to open a Macro enabled document

1 - Ensure they really need the macro functionality of the document. If not then give yourself access (temporarily) to open the macro enabled document, and save the document as NOT macro enabled

2 - In AD, move the user into a Macro Enabled OU. At the time of writing the s there are 3 such OU's



### 3 - In Threatlocker

Navigate to Modules, Storage Control, add new policy

Under **Details** give the policy a detailed name and description

Under **Applies To**, specify the Workstation Name (ETRB NO.)

Applies To

Applies To\*

ETRB220502L

All Users & Groups

Selected Users & Groups

Edit Storage Policy

Save & Publish to Community

Storage Policy Details

Ticket Details

Details

Policy ID

88198413-0E7C-4A78-9FC7-9A484A4E009B

Allow Macros - SSTRaub

Allow to open all \*.xlm files

Under **Conditions**, specify Read/Write & Selected File Paths


Under selected file path, specify complete file path or file extension


**Conditions**

Read	Read/Write
------	------------

All Interfaces	Selected Interface
----------------	--------------------

All File Paths	Selected File Paths
----------------	---------------------

Enter a path (e.g. \\server\share\\*, \*.jpg, or regex:[0-9]abc) 

\*.xlsm 

All Storage Devices	Selected Storage Devices
---------------------	--------------------------

All Programs	Selected Program(s)
--------------	---------------------

All Devices	Encrypted Only	Non-encrypted Only
-------------	----------------	--------------------

All Devices	Running ThreatLocker
-------------	----------------------


Always On	Set Policy Expiration
-----------	-----------------------

Under **Actions** ensure Permit is selected

**Actions**

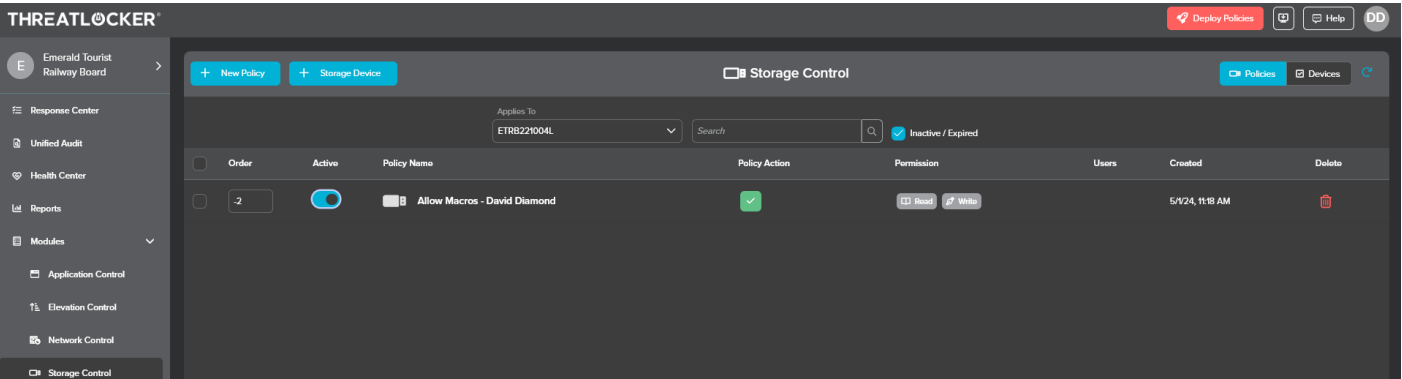
Permit	Deny
--------	------

Log in the Unified Audit



Then click save

Finally click on **Deploy Policies**, in top right corner of screen (or wait for policy to automatically deploy)



Consider deactivating the policy if this is a one off requirement

## List of devices that can open Excel Macro enabled worksheets (apart from IT staff)

### Active

ETRB220502L - Stef Straub, for opening Government documents. See ticket #11712  
<https://helpdesk.pbr.org.au/Ticket/11712>. Approved by Mitch 23/05/24

ETRB220103L - Sarah Strickland, for opening Government documents. See ticket #16301  
<https://helpdesk.pbr.org.au/Ticket/16301>.

### Inactive

ETRB230301L - Rob Reed, for temporarily opening of Word 2.0 Docs from Vault. See Ticket #17794  
- Deactivated 26/08/24 <https://helpdesk.pbr.org.au/Ticket/17794> -

ETRB191101L - Brett Butler, Macros from Government orgs that contain macros. See #9504 for comments and info; [PBR IT Helpdesk - Emerald Tourist Railway Board - ThreatLocker Storage Request for ETRB191101L ; Access to SharePoint File](#) Deactivated 26/08/24