

Renewing Apple Tokens in Intune

There are 3 Apple Tokens that need to be renewed in Intune

Refer <https://c7solutions.com/2024/01/renewing-apple-tokens-in-intune> for instructions

Apple MDM Push Certificate

This certificate expires every 365 days and must be renewed prior, otherwise all iOS devices will need to be reenrolled.

there's lots of documentation out there about how to do this, such as the below, the main things to remember is to log into Apple Push Certificates Portal with apple@pbr.org.au and to renew the existing certificate, rather than creating a new one

<https://www.recastsoftware.com/resources/renewing-your-apple-mdm-certificate-for-intune/>

<https://learn.microsoft.com/en-us/mem/intune/enrollment/apple-mdm-push-certificate-get>

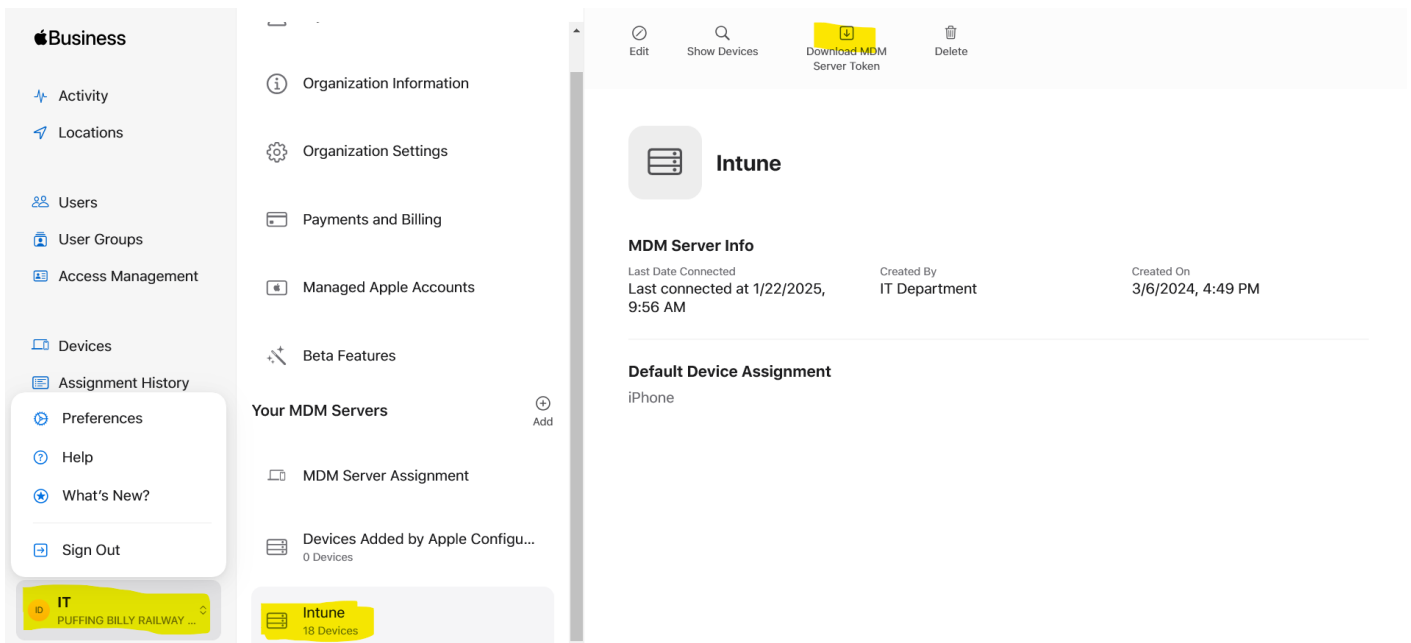
Apple Business Manager Enrolment Program Token (DEP)

This token expires every 365 days and must be renewed prior

In Apple Business Manager, on the LHS click on IT - Puffing Billy Railway and select Preferences

Scroll to the bottom and Select Intune under Your MDM Servers

Then select Download MDM Server Token



In Intune navigate to Devices | Overview > iOS/iPadOS | Enrollment > Enrollment Program Tokens

Home > [Devices | Overview](#) > [iOS/iPadOS | Enrollment](#) > [Enrollment program tokens](#) >

Intune ...
Enrollment program tokens

Search [] x << [] Delete [] Renew token [] Set default profile []

Overview

Manage

- Devices
- Profiles

Essentials

Status	: Active	Apple ID	: apple@pbr.org.au
Expiration Date	: 1/22/2026	Program Type	: Apple Business Manager
Days Until Expiration	: 364	Default iOS/iPadOS Enrol...	: PBR Default iOS Profile
Last Sync Status	: Success	Default macOS Enrollme...	: No default set

Status

Devices

18

Enrolled	17
Ready to enroll	1
Missing profile	0
Removed From A...	0

Click on Renew Token

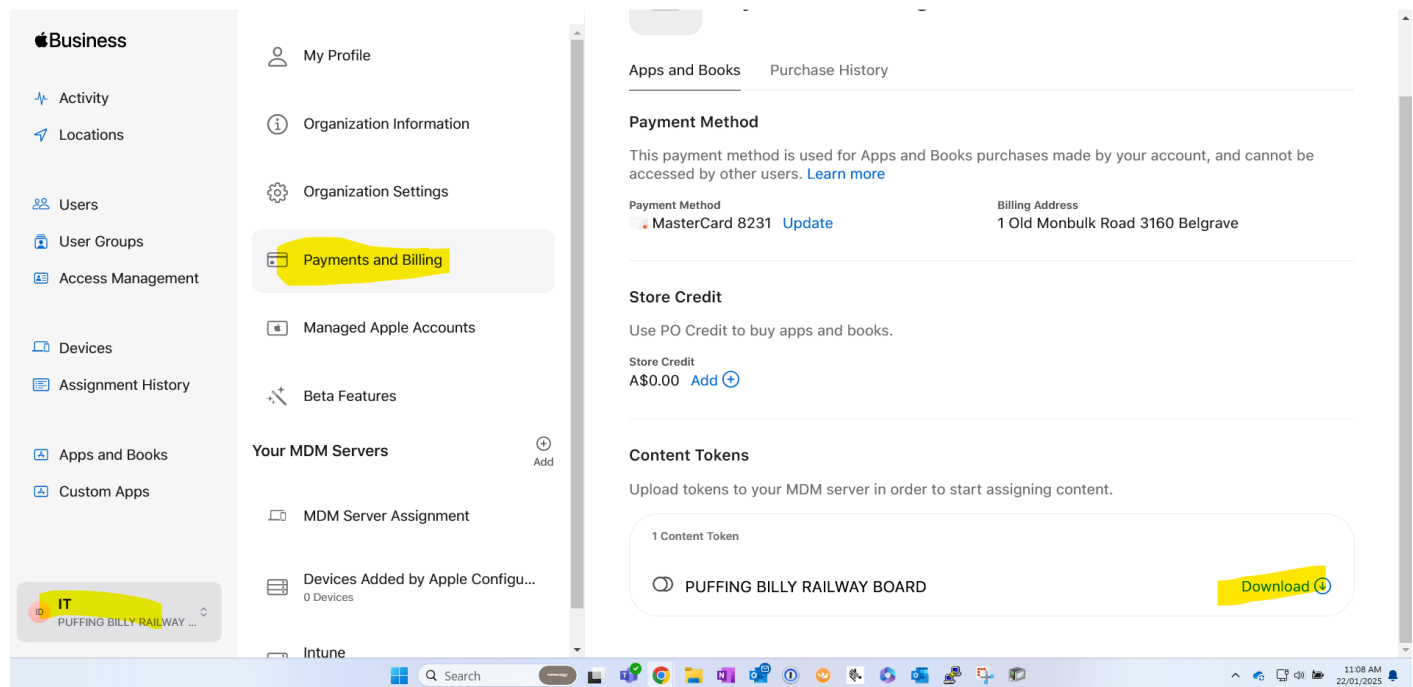
Apple ID apple@pbr.org.au

Select the token you downloaded from Apple Business Manager

The expiry date should now updated and the token renewed

Apple VPP Token

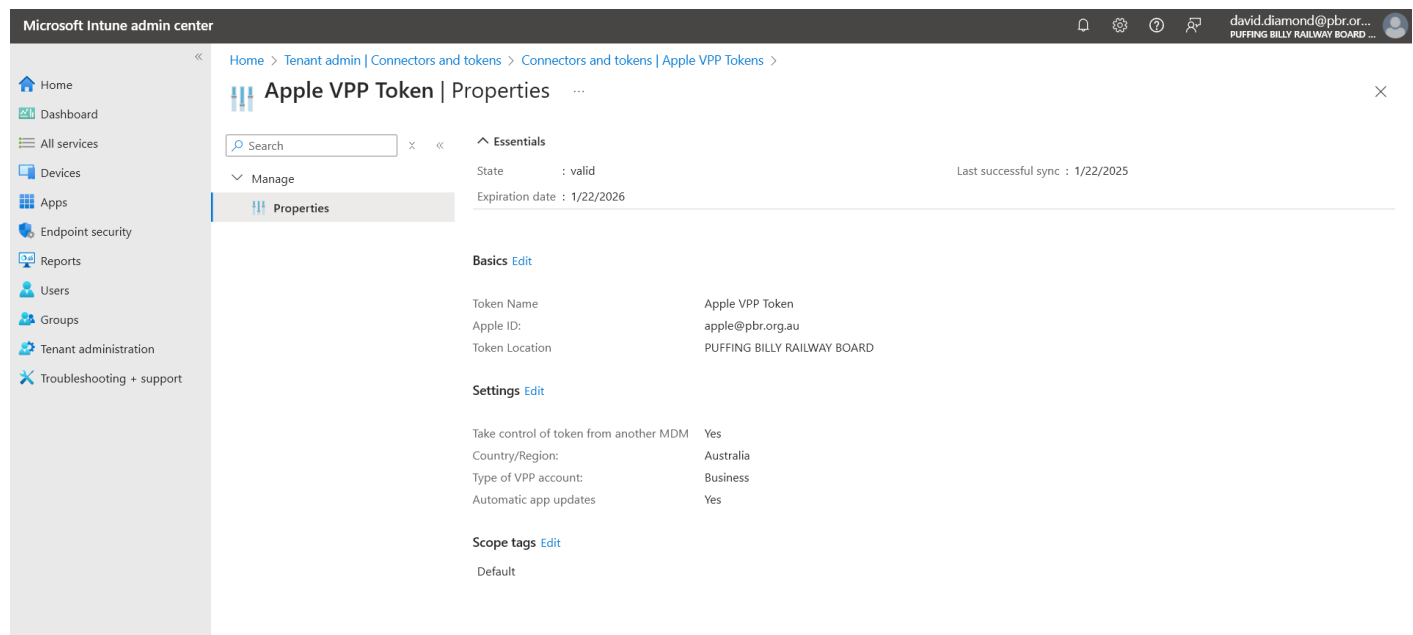
There is a recurring ticket in helpdesk for this to be done
In Apple Business Manager, download content token



in Intune

Tenant Administration > Connectors and Tokens > Apple VPP Tokens

select the token, and click edit next to basics



Browse to the token file you downloaded

Microsoft Intune admin center

<<

Home > Tenant admin | Connectors and tokens > Connectors and tokens | Apple VPP Tokens > Apple VPP Token | Properties >

Home

Dashboard

All services

Devices

Apps

Endpoint security

Reports

Users

Groups

Tenant administration

Troubleshooting + support

Edit Apple VPP Token

Apple VPP Token

1 Basics

2 Review + save

Sign up for the Apple Volume Purchase Program for Business and download a token. [Open Apple Business Manager.](#)

Token Name *

Apple VPP Token

Apple ID: *

apple@pbr.org.au

VPP token file:

Select a file

Revision #7
Created 21 January 2025 22:28:45 by David Diamond
Updated 22 January 2025 00:15:01 by David Diamond