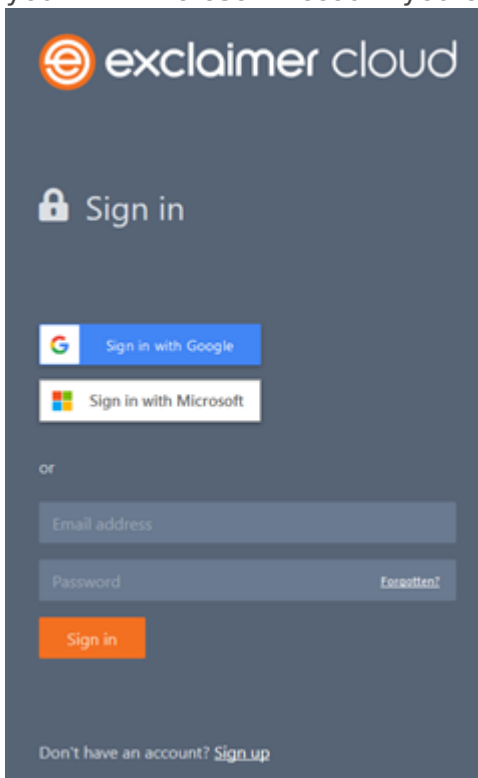



Login to Exclaimer

Step-by-step guide

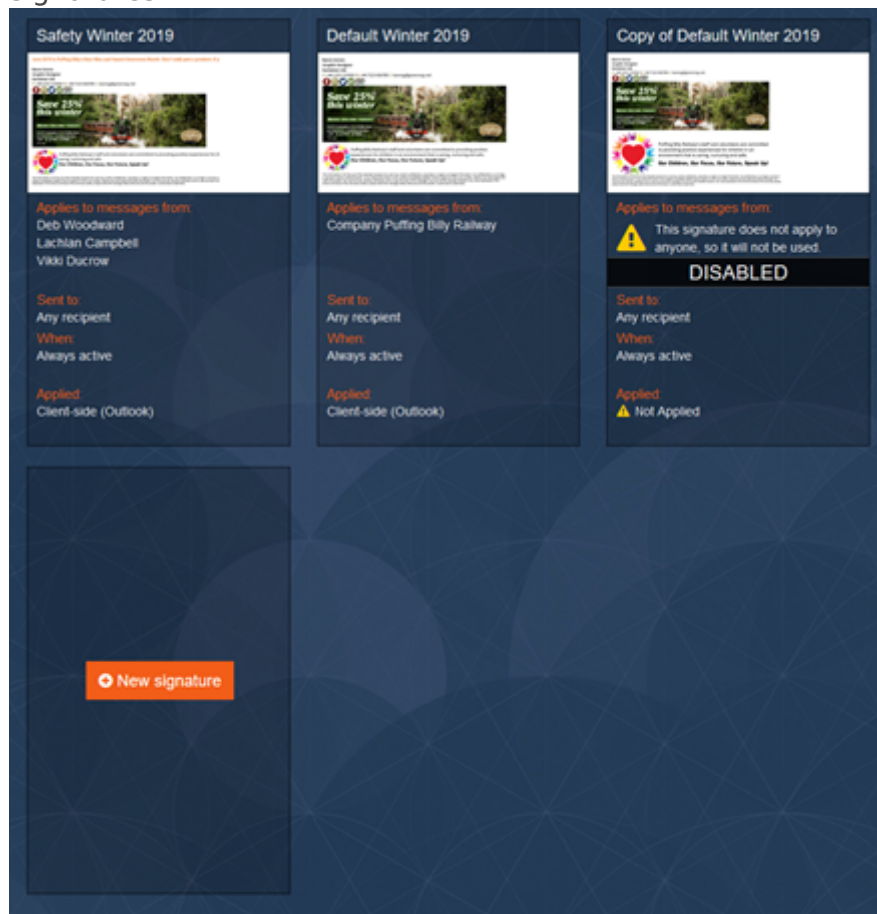
1. Go to **<https://portal.exclaimer.com/new/>** to sign in. If you linked your account with your PBR Microsoft Account you can use that to log in.



2. Once you log in, you will see the following screen. Click on **Launch** to open the signature editing page.



3. Once the page has loaded you will be able to add, edit, enable/disable and delete signatures.



Revision #2

Created 29 September 2022 00:57:54 by Mitch Fraser

Updated 3 October 2022 05:03:55 by Dylan Healey