

# AutoCAD/AutoDesk Vault

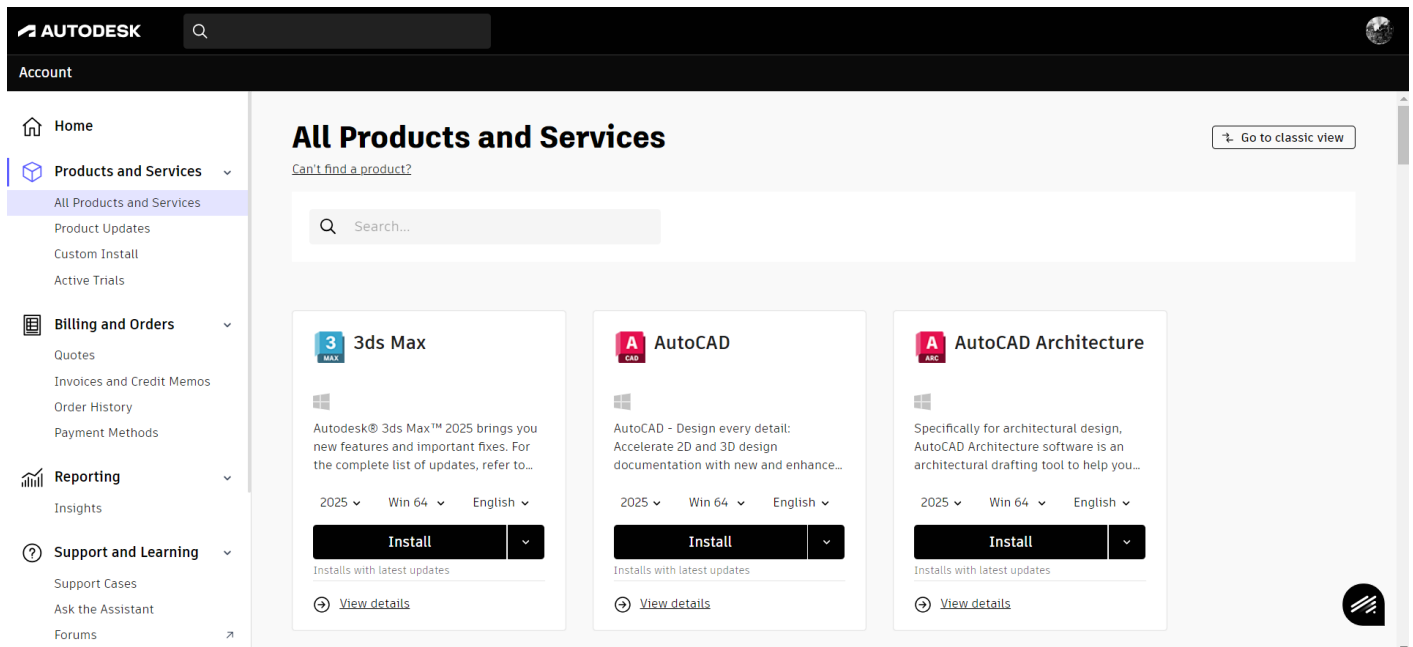
- [AutoDesk 2025 - Upgrade Notes & Information](#)
- [AutoDesk - Client Installation](#)
- [Vault - Audit Log Files](#)

# AutoDesk 2025 - Upgrade Notes & Information

## Software Downloads

All Autodesk software can be downloaded from <https://manage.autodesk.com/>

Login (username [engineering@pbr.org.au](mailto:engineering@pbr.org.au) password (in 1Password). and go to All Products & Services



You can download the individual applications from this screen, or create and download a package that includes multiple applications by going to the Custom Install

AUTODESK

Account

Home

Products and Services

Products and Services

- All Products and Services
- Product Updates
- Custom Install
- Active Trials

Billing and Orders

Billing and Orders

- Quotes
- Invoices and Credit Memos
- Order History
- Payment Methods

Reporting

Reporting

- Insights

Support and Learning

Support and Learning

- Support Cases
- Ask the Assistant
- Forums

Custom Install

+ Create package

Search...

Library

Package name	Type	Last saved ↑	Products	
AutoDesk 2025 - Vault Client & AutoCAD	Install	Apr 17, 2024	2	→
Autodesk 25 - Vault Client Only	Install	Apr 12, 2024	1	→
AutoDesk 25 - Full Install	Install	Apr 12, 2024	9	→
AutoCAD Complete Suite 2024	Install	Jan 31, 2024	9	→
Autodesk 2024 - Complete Suite	Deployment	Jan 31, 2024	9	→
Manual Install - Autocad & VaultBasic 2024	Install	Jan 23, 2024	2	→

## Vault Inventor Content Centre Libraries

These libraries are installed on the Vault server, and appear not to upgrade when you upgrade Vault Server. They can be downloaded from <https://manage.autodesk.com/> go to Vault Basic Server and select the libraries tab, make sure you download the ones for the version of Vault Server that you are running

AUTODESK

Account

Home

Products and Services

Products and Services

- All Products and Services
- Product Updates
- Custom Install
- Active Trials

Billing and Orders

Billing and Orders

- Quotes
- Invoices and Credit Memos
- Order History
- Payment Methods

Reporting

Reporting

- Insights

Support and Learning

Support and Learning

- Support Cases
- Ask the Assistant
- Forums
- Learning and Certification

Vault Basic - Server

Vault Basic securely stores and manages data in a central location, helping teams quickly create, share, and reuse digital prototyping information. Users have basic version control over vaulted files and can quickly package files for sharing.

2025202420232022

Win 64English

Download

Downloads version 2025

Available downloads

UpdatesLibraries

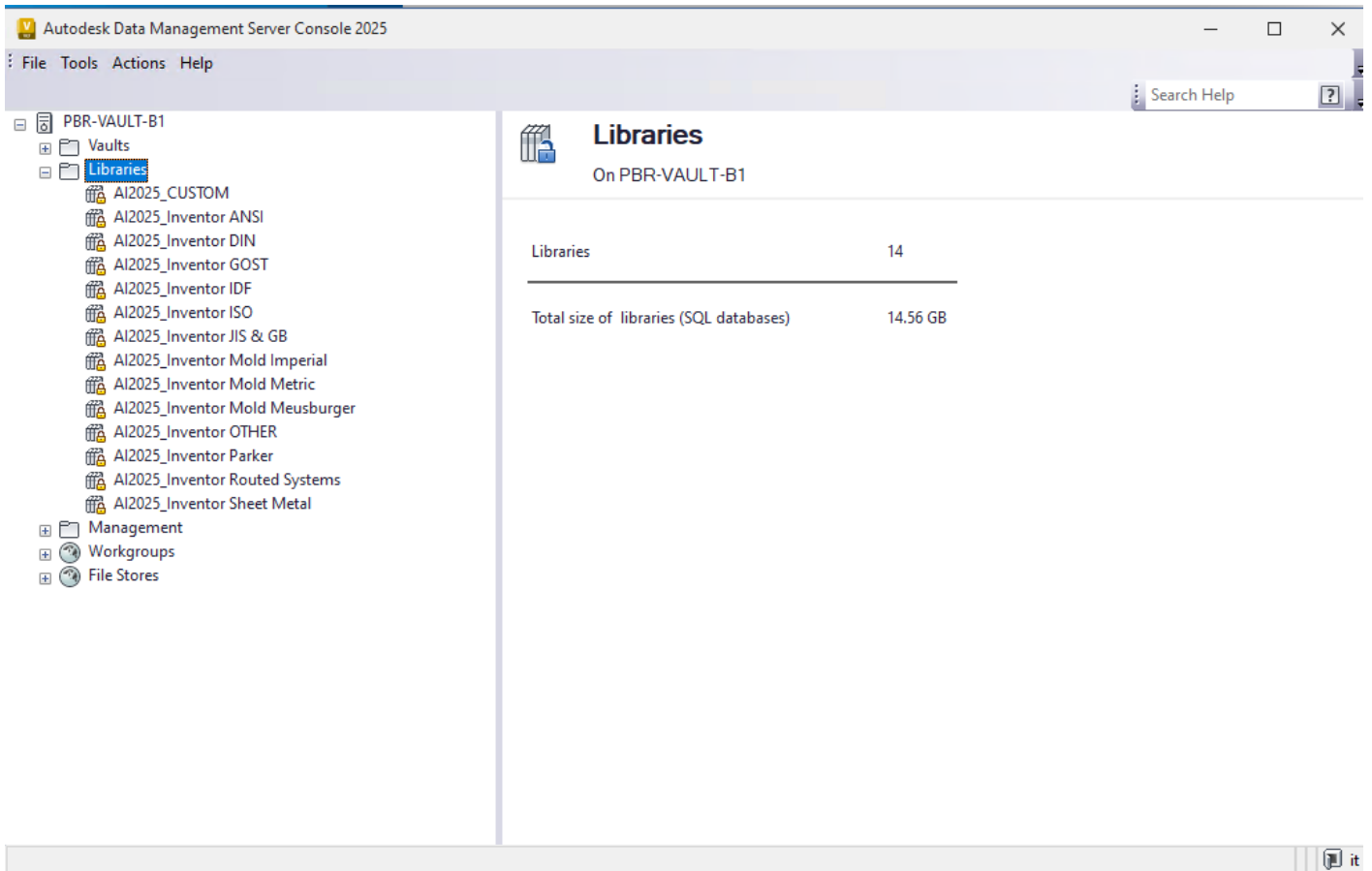
16 libraries available for download

Name

Date ↓

File size

Below are the libraries currently installed on Vault Server



Having the libraries installed on the Vault Server enables them to be stored in one single location and helps ensure all users are using the same libraries.

There is some configuration on the workstations that needs to be changed, to tell the application software where to look for the libraries, if this isn't updated then the workstations will default to using the local libraries. This was something that was handled by Tim Heeks, for the 2025 upgrades and install.

## Roles & Responsibilities

IT Manage the Vault Server and undertake the installations of Autodesk Software on workstations

Tim Heeks - Autodesk Administrator for PBR manages the licensing and day to day usage of Autodesk applications within PBR

## Notes:

- Vault Server edition MUST be the same version as Autodesk Software installed on the workstations, otherwise workstations will not be able to access the data from Vault Server. E.g. Vault Server 2025 and Inventor Professional 2025. Don't listen to Autodesk Support,

they will tell you that you can use different versions.. Technically you can, but it doesn't provide the required functionality for PBR.

- AutoCAD LT doesn't communicate with Vault
- If a user only requires Vault to be installed on their computer, then you need to install AutoCAD first and then install Vault Client, as this is required for the licensing of Vault to operate
- New releases of software occur yearly, around April. Check the Autodesk website. Yearly upgrade of Vault server and associated application should be undertaken. This avoids the pain of big multi step upgrades and also ensures users have the most recent version of Autodesk applications to use

## **Server Upgrade Notes**

This needs to be planned and tested prior to upgrading the production server. With the upgrade to 2025 a temporary test server was setup and an upgrade was undertaken and then tested and the process documented before proceeding with the upgrade to the production server.

Ensure the system requirements are being met..

- Windows Server Version
- SQL Server Version
- Hardware requirements

Also consider the system requirements for the workstations, as application software must be same version as Vault Server.

- Before upgrade of the server the Autodesk Administrator needs to ensure all projects are *'checked in'*
- Vault server can only be upgraded a max of 2 releases at a time
- New versions of Autodesk applications can be installed prior to the upgrade of Vault Server, as long as old versions of the applications are left installed on the workstations and users are instructed to keep using them until Vault Server is upgraded

Relatively simple process to upgrade Vault Server.. the complexity is if SQL Server and or Windows Server needs to be upgraded

# AutoDesk - Client Installation

Autodesk applications are installed on the workstations for those users who need access to these applications

## **Autodesk Applications that are used at PBR -**

- AutoCAD 2025
- Inventor Professional 2025
- Inventor Nastran 2025
- Inventor Nesting 2025
- Inventor CAM - Ultimate 2025
- Fusion
- HSM Works - Ultimate 2025
- Inventor Tolerance Analysis 2025
- Vault Basic - Client 2025
- AutoCAD LT (Only Andrew Wheatland & Eugene Makaay)

## **Autodesk Users**

- Tim Heeks - All Applications
- Andrew Fairweather - All Applications
- Andrew Nolte - All Applications
- Robert Reed - All Applications
- Alister Handasyde - All Applications
- David Clowes - All Applications (This device is being returned)
- Belgrave Volunteers 1 - All Applications
- Belgrave Volunteers 2 - All Applications
- Eugene Makaay - AutoCAD LT (Full Apps were installed, but not yet licensed)
- Stacey Morrison - Vault Client
- Sam Bickham - Vault Client
- Danielle Cahill - Vault Client
- Andrew Wheatland - AutoCAD LT

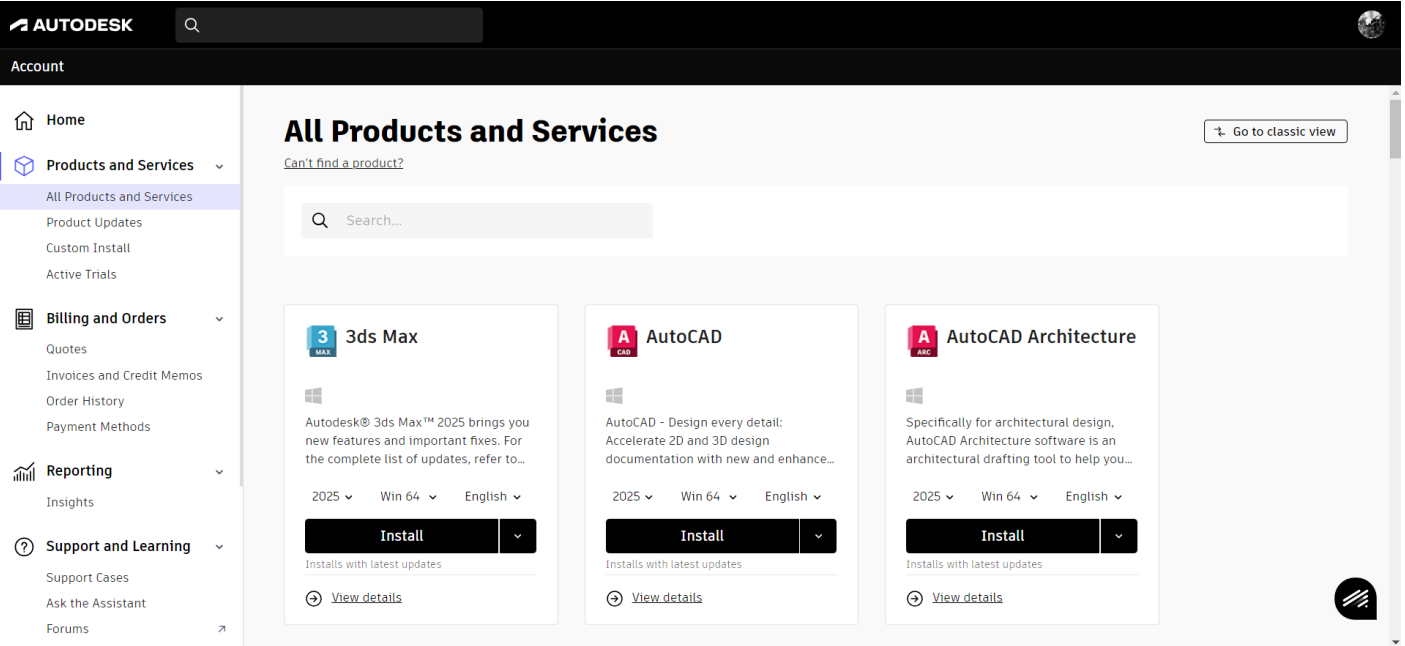
## **Software Downloads**

AutoCAD LT is not part of the Autodesk account and is licensed individually for and by the users

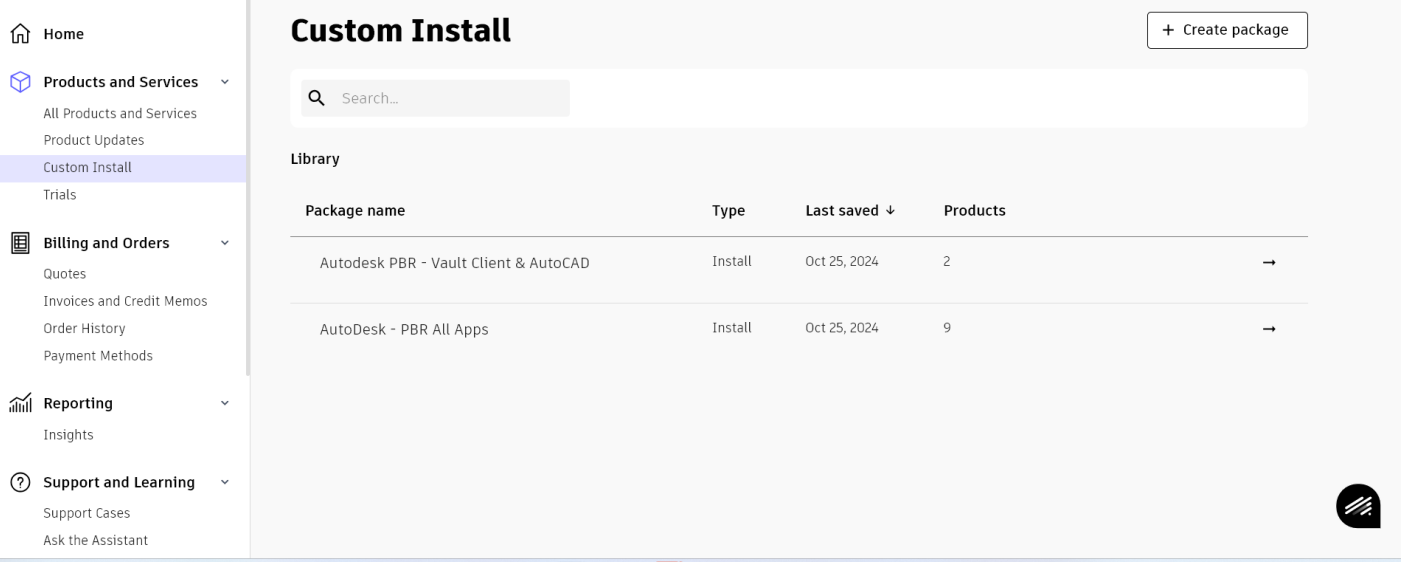
All other Autodesk software is a part of the PBR account and can be downloaded from

<https://manage.autodesk.com/>

Login (username [engineering@pbr.org.au](mailto:engineering@pbr.org.au) password (in 1Password). and go to All Products & Services



You can download the individual applications from this screen, or use one of the install packages that have been created in under custom installs



Alternatively you can create your own custom install

Notes:

- Vault Server edition MUST be the same version as Autodesk Software installed on the workstations, otherwise workstations will not be able to access the data from Vault Server. E.g. Vault Server 2025 and Inventor Professional 2025. Don't listen to Autodesk Support, they will tell you that you can use different versions.. Technically you can, but it doesn't

provide the required functionality for PBR.

- AutoCAD LT doesn't communicate with Vault
- If a user only requires Vault to be installed on their computer, then you need to install AutoCAD first and then install Vault Client, as this is required for the licensing of Vault to operate
- New releases of software occur yearly, around April. Check the Autodesk website. Yearly upgrade of Vault server and associated application should be undertaken. This avoids the pain of big multi step upgrades and also ensures users have the most recent version of Autodesk applications to use
- Licensing is currently handled by Tim Heeks



# Vault - Audit Log Files

In order to provide access for Andrew Nolte to Autodesk Vault Audit Log files the following configuration changes have been made to the Vault server (pbr-vault-b1)

The location that the logs files are stored on the vault server are  
C:\ProgramData\Autodesk\VaultServer\FileStore

The location of the audit log files have been redirected to E:\auditlogs by modifying C:\Program Files\Autodesk\Vault Server YYYY\Server\Web\Service\web.config below is an excerpt of the file that shows the section that has been edited. (a copy of the original file has been saved in the same directory named web\_old.config)

```
<audit>
  <logging>
    <add key="basefilename" value="E:\auditlogs\auditlog" />
    <add key="logfileextension" value=".txt" />
    <add key="dateformat" value="-yyyyMMdd" />
    <add key="keepnumberdays" value="-1" />
  </logging>
</audit>
```

So now the Audit Logs are redirected to E:\auditlogs

This folder will maintain the last 31 days of log files (1 file per day)

A file share has been created on pbr-vault-b1 \\pbr-vault-b1\auditlogs this references the above location on the vault server

Permissions have been granted to

- Andrew Nolte
- Mitch Fraser
- David Diamond